

# Domestic High Efficient Circulator Pump CP50(60)

High-efficiency pump CP50(CP60), electronically controlled. A maintenance free glandless circulation pump with threaded connection.

Permanent magnet EC motor with integrated electronic control giving infinitely variable differential pressure control. Can be used for all heating and air conditioning applications (-10°C to +95°C). Mode of control can be selected to suite radiator/under floor heating applications. LED ON / OFF indicator.

**Energy efficiency index EEI\* ≤ 0.23**

Grey cast iron pump housing, polypropylene impeller, stainless steel shaft with carbon bearings.



## Technical data

Approved fluids:	Heating water according to VDI 2035 Water/glycol mixtures (max. 1:1)
Volume flow:	Up to 3.5 m <sup>3</sup> /h
Delivery head:	Up to 6 m
Temperature range:	-10 °C to +95 °C
max. ambient temp.	+40°C
Operating modes:	Δp-v for variable differential pressure 3 speed mode
Rated pressure:	PN 6
Protection class:	IP X2D
Mains connection:	1~230 V, 50/60 Hz

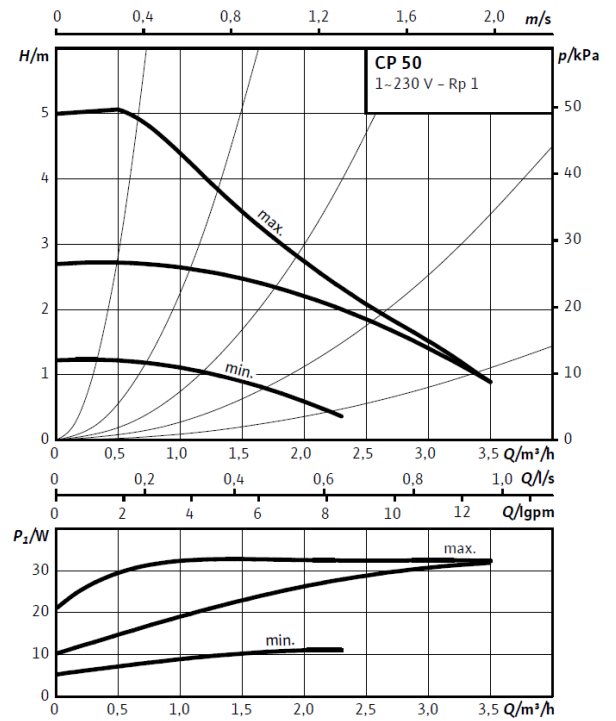
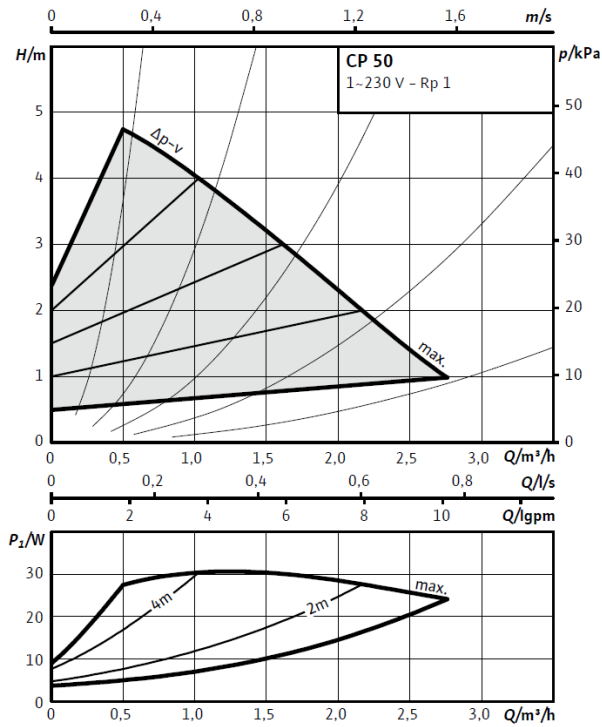


Article-number	Model	BSP	Speed (rpm)	Overall length (mm)	Power consumption (P1)	Amps max. I (A)	Weight (kg)	Pieces per palette
4172630	<b>CP50</b>	1 ½"	800-4050	130	4-33	0.38	2.0	202
4172631	<b>CP60</b>	1 ½"	800-4700	130	4-40	0.44	2.0	202
4172638	<b>CP50-180</b>	1 ½"	800-4050	180	4-33	0.38	2.2	202

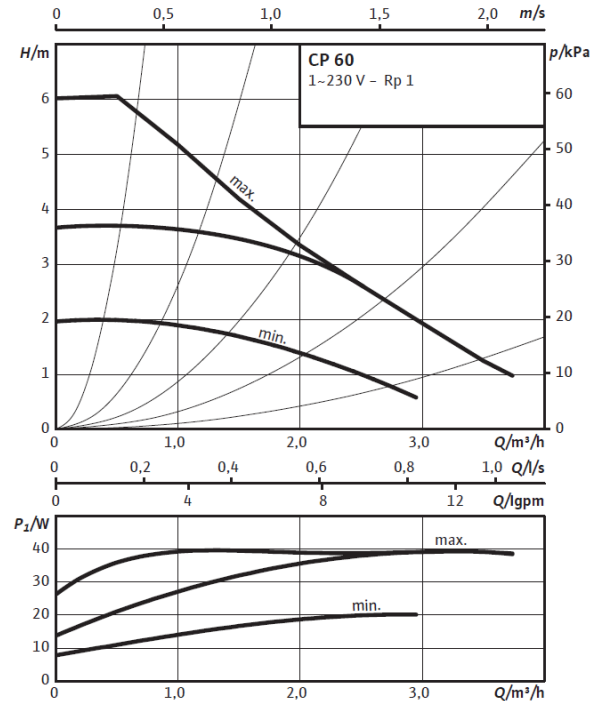
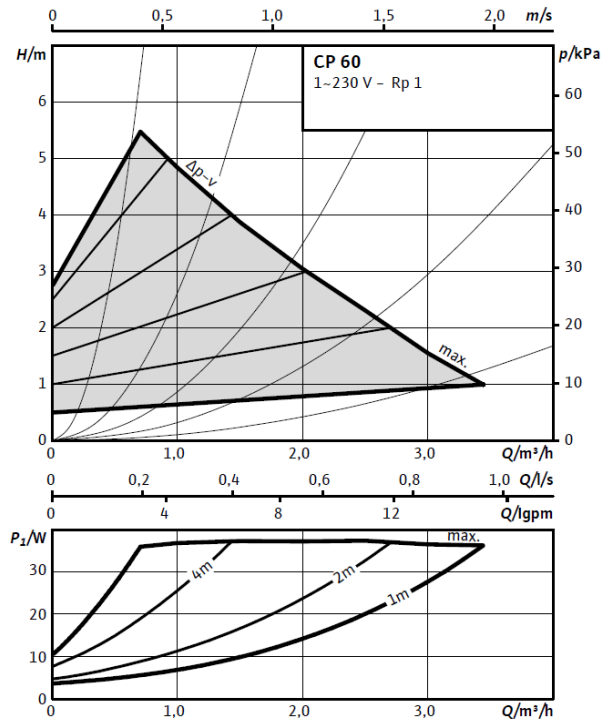
\* The benchmark for most efficient circulators is EEI ≤ 0,20

# Domestic High Efficient Circulator Pump CP50(60)

## Curves 5m

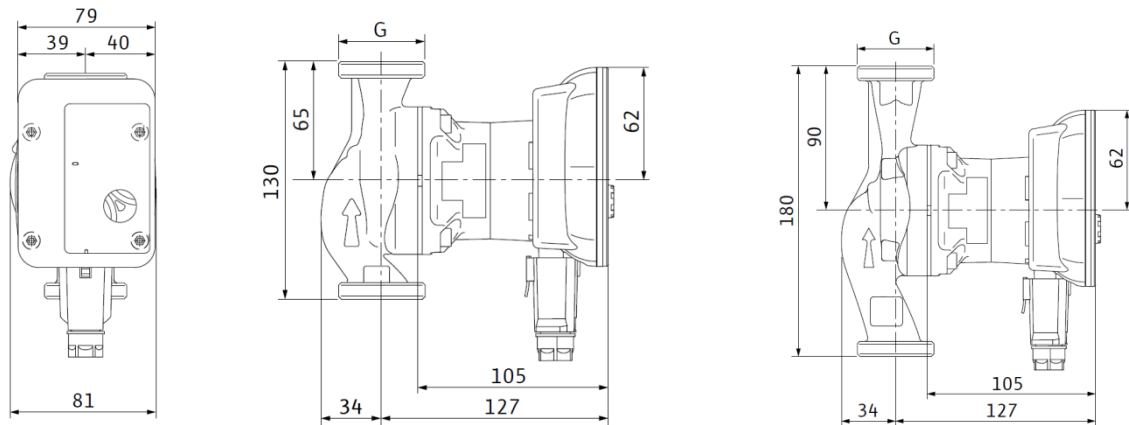


## Curves 6m



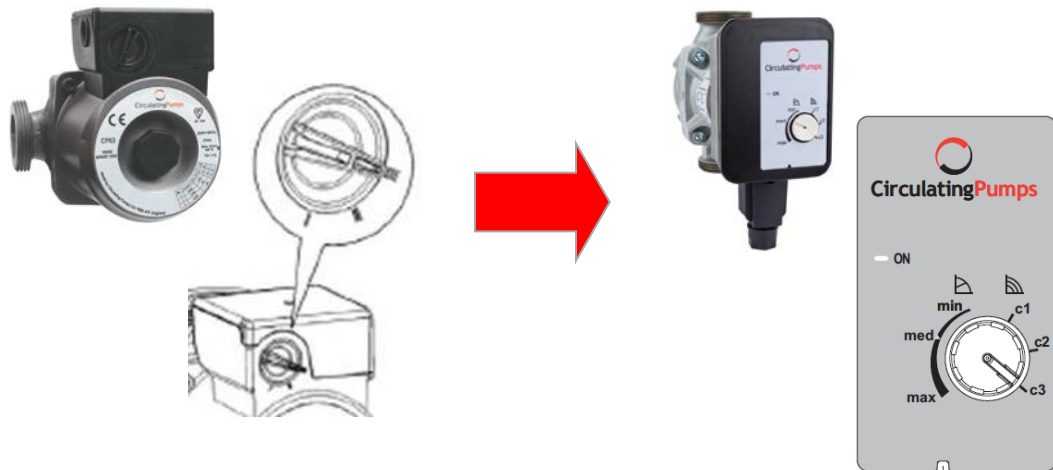
# Domestic High Efficient Circulator Pump CP50(60)

## Dimension drawings



## Product replacement information

The CP53 or CP63 can be replaced with a CP50 or CP60. The complete pump has to be replaced for this. The motor heads do not fit on the existing hydraulics of the former CP. The setting of the CP53(63) known on the market via the three-stage switch can be taken over as a point of reference for the setting of the CP50(60). To do this, turn the white button to c1, c2 or c3 of the 3 speed scale to the right of the centre.



## Contact:

Circulating Pumps Limited, PE30 4PP

Email: [sales@circulatingpumps.co.uk](mailto:sales@circulatingpumps.co.uk)

Web: [www.circulatingpumps.co.uk](http://www.circulatingpumps.co.uk)

Tel: +44 (0) 1553 764821

Fax: +44 (0) 1553 815058

# Domestic High Efficient Circulator Pump CP50(60)

Competitor- and old-program exchange guide for CP range:

Brand	Rp	BSP	Length	Old pump	Exchange pump
CPL (Myson)	1"	1 1/2"	130	CP 41(43)	CP50
				CP 51(53)	CP50
				CP 61(63)	CP60
				LC22(42)	CP50
				LC46(52)(56)	CP60
				SD51(52)(53)	CP50
				SD61(63)	CP60
				Unit 2(3)(5)	CP50
				Unit 6	CP60
DAB	1"	1 1/2"	130	(V)A 35(55)/130	CP50
				(V)A 65/130	CP60
				Evotron 40/130	CP50
				Evotron 60/130	CP60
			180	Evotron 40/180	CP50-180
Euramo	1"	1 1/2"	130	(Solid) Gold	CP50
				Gold Star	CP60
				MX(L) 130(A)	CP50
			180	MX 25	CP50-180
				MX(L) 180(A)	
MXA 50-32					
Grundfos	1"	1 1/2"	130	UPS 25-40 130	CP50
				UPS 25-50(60) 130	CP60
				UPS 15-50(45)(x18)	CP50
				UPS 15-60	CP60
				Selectric 4/130	CP50
				Series (Super) 4/130	CP50
			180	Selectric 4/180	CP50-180
				Series 2000(3000)	
				Series (Super) 4/180	
Ideal	1"	1 1/2"	130	MP53	CP50
				MP63	CP60
Pegler	1"	1 1/2"	130	TC5	CP50
				TC6	CP60
SMC	1"	1 1/2"	130	Comet 130-20(45)	CP50
				Comet 2-130(-20)	CP50
				Commodore 130	CP50
				Commodore 130-55(60)	CP60
				Commodore 2-130-60	CP60
				SD51(52)(53)	CP50
			180	SD61(63)	CP60
				Comet 180-20(45)	CP50-180
				Comet 2-180(-20)	
Commander E(S)					
Salus	1"	1 1/2"	130	MP100	CP50
Wilo	1"	1 1/2"	130	Gold (RS)50	CP50
				Gold (RS)60	CP60
				RS-25-50(25/5)	CP50
				RS-25-60(25/6)	CP60